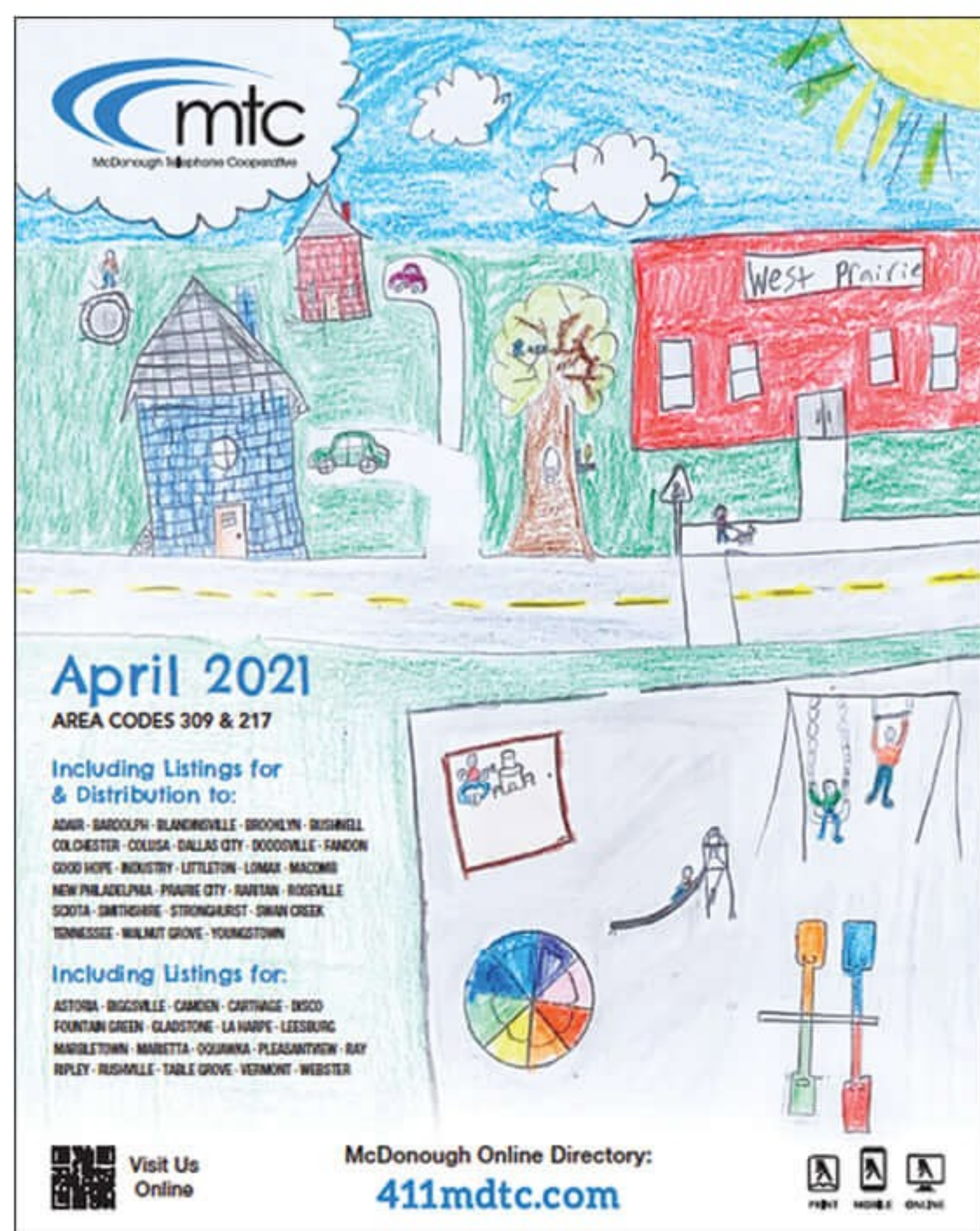


BUSY LINE

McDonough Telephone Cooperative • Colchester, IL

Volume 47, Number 3 • March 2021



Coming Soon...

Watch for our new 2021 Directory. Available in April!

This year, we asked our local elementary school students from our Colchester and Good Hope elementaries to draw pictures for our Directory Cover Photo contest. We gave the students the prompt "What does your town mean to you?" and let them get creative with showcasing their favorite parts about their communities.

For this year's drawing contest, fourth grader Kenzy Woods from West Prairie South Elementary was selected as our winner for her drawing of playing at the school playground.

What's HAPPENING



The First day of Spring is **March 20**



"Spring Forward" Daylight savings time begins **March 14**



Don't forget to check the batteries in your smoke detectors!

2021 FRS Scholarship Deadline Approaching!

The FRS Scholarship is now 100% electronic, and electronic applications are available on the FRS website at: <https://www.frs.org/programs/youth-programs/scholarships>



FOUNDATION FOR RURAL SERVICE

When applying for the FRS Scholarship, please select McDonough Telephone as your local cooperative, and take a screenshot of the submitted application. Please send an email to confirm your registration to info@mdtc.net with the screenshot of your submitted application as an attachment.

If you have questions, please contact Rachel Kerns at 309-776-3211. Thank you and good luck!

New Residential VoIP Service Coming Soon!


Attention McDonough Telephone Residential Phone Customers! McDonough Telephone will soon be offering Residential VoIP phone service to our Fiber To The Home customers. Watch for more information coming soon on how you could save money by switching to our new VoIP service.

VoIP (Voice over IP) phone service works over your internet connection, and we will soon offer VoIP as a residential option for our fiber customers that provides local and long distance calling.



New!! 24/7
Pay by phone!
833-699-1832

Our Board of DIRECTORS



Leroy TAPPE
Chairman



Randy GROVE
Vice Chairman




Rose Marie LYNN
Secretary



Jay MORRISON
Treasurer



Lanny CARSON



Mitchell WELSH



Jason CHANCY



Jason WHNANEK



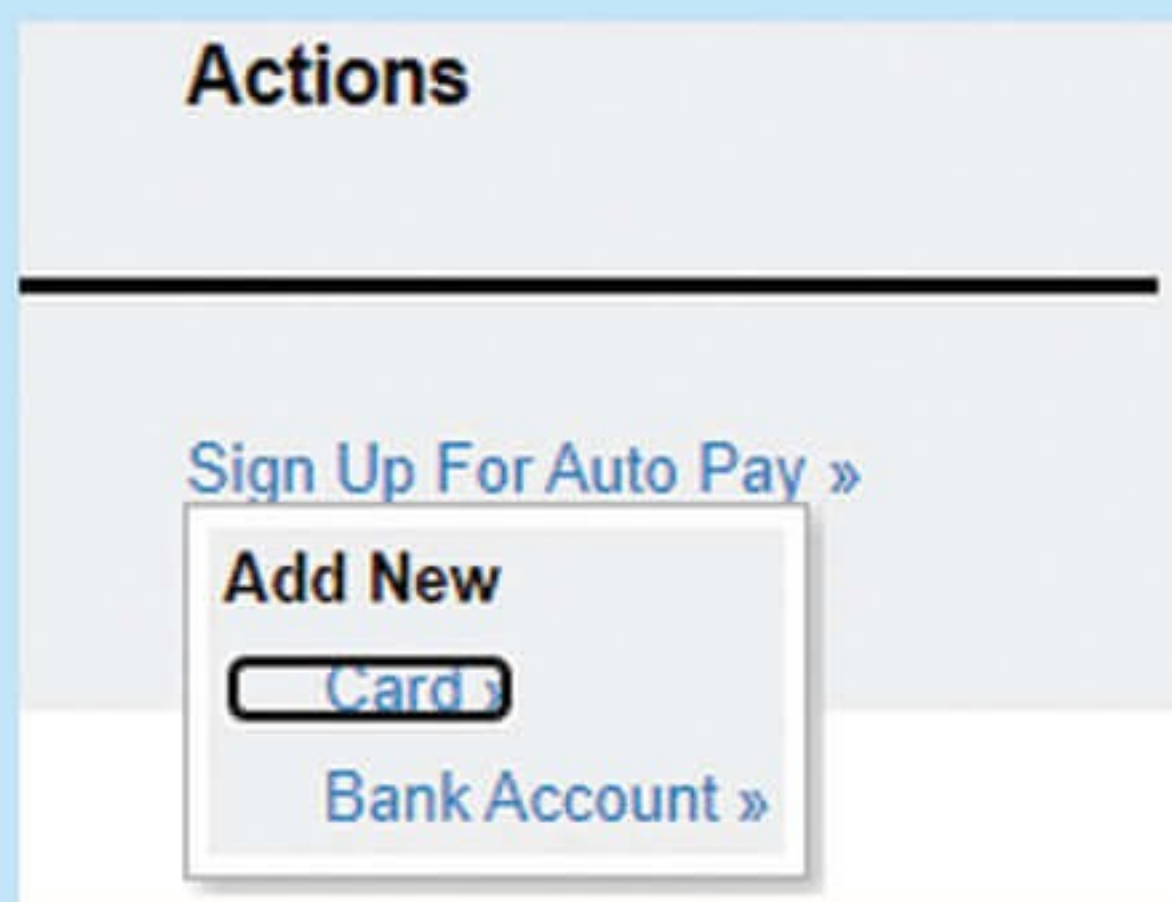
210 N. Coal St. | PO Box 359, Colchester, IL 62326
309-776-3211 or 888-640-4334
mdtc.net | fb.com/followmdtc | info@mdtc.net



Sign up for AutoPay!

Looking for more convenient ways to pay your bill each month? Sign up for AutoPay! AutoPay makes it easy to ensure that your bill is paid on time each month without you having to remember to send a payment.

1. Sign in (or register) to SmartHub: MDTC.SMARTHUB.COOP
2. Click **Billing & Payments** from the top blue bar
3. Click **Auto Pay Program** from the **Billing & Payments** drop down menu
4. Under **ACTIONS** on the new page, select **Sign Up For Auto Pay**, and then select **Card** or **Bank Account**



5. Go through the remaining prompts to add your payment information and finish enrolling

Congratulations! You're now signed up for Auto Pay and you'll never miss a payment!

Go Paperless!

Were you previously enrolled in our paperless billing program? Our software conversion did not carry over your paperless billing enrollment! You'll need to re-enroll in our paperless billing program through SmartHub.

1. Sign in (or register) to SmartHub: MDTC.SMARTHUB.COOP
2. Click **MY PROFILE** from the top blue bar
3. Click **UPDATE MY PAPERLESS SETTINGS** from the **MY PROFILE** menu at the bottom.

4. Change the **PAPERLESS** slide from "OFF" to "On"



5. You will be prompted to confirm that you want to turn on paperless billing and stop receiving printed bills. Click "Yes".

Paperless Settings

Are you sure you want to set account [redacted] to paperless?

SAVE A TREE AND TIME WITH PAPERLESS BILLING!

No

Yes

McDonough Telephone Welcomes New Employee



McDonough Telephone would like to welcome our newest employee Aaron Logan. Aaron joined our team as an installation technician in January of 2021, and he currently lives in Blandinsville. He received various IT certifications and IT exposure as a Telecommunications Specialist in the United States Army.

Aaron said he is excited to join us and learn more about technology. We are happy to welcome Aaron to the McDonough Telephone team!



Know what's below.
Call before you dig.

illinois1call.com
It's a FREE service.

Honorable mentions for 2021 Directory Photo Drawing Contest



Holden Coplan, 4th, WP South



Cody Peters, 4th, WP South



Ethan Percy, 3rd, WP North



Paxtyn Ford, 3rd, WP North



Alyvia Barkley, 4th, WP North



Robin Surratt, 4th, WP South

Recipe Of The Month

Recipe Title: Buffalo Ranch Chex Mix

Ingredients:

- 3 cups pretzels
- 2 cups peanuts
- 3 cups cheese crackers
- 5 cups Chex cereal
- 1/2 cup (1 stick) butter
- 3 tablespoons ranch powder
- 2 tablespoons grated parmesan cheese
- 2/3 cup buffalo or wing sauce
- 1 tablespoon dried parsley

Directions:

Preheat oven to 300 degrees. Line 2 large baking sheets with parchment paper.

In a large bowl, combine the pretzels, nuts, & cheese crackers. Melt 6 tbs. of butter in the microwave. In a small bowl, combine the melted butter, 1/3 cup buffalo sauce, 1 tbs. parmesan, & 2 tbs dry ranch seasoning. Pour mixture over snack mix & toss well. Spread mixture onto one of the prepared baking sheets.

Pour Chex cereal in a large bowl, melt 2 tbs. butter. Combine butter w/ 1/3 cup buffalo sauce, 1 tbs. parmesan & 1 tbs. dry ranch seasoning. Pour mixture over Chex then toss to coat well. Pour mixture onto second prepared baking sheet.

Sprinkle both sheet pans with 1 tbs. dried parsley. Bake in oven for 50 mins, stirry both mixtures halfway through baking. Allow to cool at least 10 minutes. During this time, the snack mix will firm up. Pour into an air-tight storage container.

